

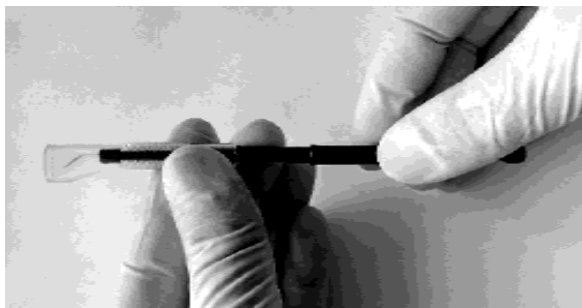
# IFU FOR OPHTHALMIC KNIVES

## Intended use

Ophthalmic Microsurgical Knives are used to make precise incisions for the ophthalmic surgery, the precise incisions achievable with these knives are among the preconditions for application in delicate ophthalmic surgical interventions.

## Further information

### 1. Construction



### 2. Usage

Remove the stopper and pull the cap back to open the knife and push front to close.

### 3. Material

Blade: Stainless steel Handle

Cap: Polycarbonate

Stopper: Polypropylene

4. Each Ophthalmic knife is individually packed sealed in a pouch to ensure sterility. These products are sold in boxes.

5. The device is intended to be used by trained ophthalmic surgeon.

## Instruction for use

Select the appropriate type of knife for each surgical purpose. Use in accordance with the usual surgical procedures.

## Warnings/Precautions for safe handling

- Read, follow and keep the instruction for use.
- Use the product only in accordance with its intended use, see intended use.
- Store any new products in a clean, dry and safe place.
- Avoid high temperature, high humidity, direct sunlight, soaking and preserve at room temperature
- Do not preserve at the chemical products place and gas occurrence place
- Preserve at the status of non-break to package material and non-pinhole
- It is necessary to confirm the use period on each package and box
- By confirming the use period on each package and box, dispose the products which expire the use period.
- Prior to each use, inspect the product for: loose, bent, broken, cracked, worn or fractured components.















## IFU FOR OPHTHALMIC KNIVES

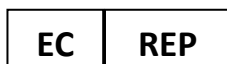
- Do not use the product if it is damaged or defective. Set aside the product if it is damaged. Avoid contact of the delicate blades at tips with hard surfaces or other instruments
- Dispose of the used knife in a medical waste basket and follow the instructions there of.
- Use the knife as soon as it is unpacked. Dispose of the used knife with care to prevent infection.

### Contraindication-Prohibition

- Re-use prohibited  
The device is supplied sterile and is supposed to be disposed of, as per hospital policy, after each use. However, if the doctor or hospital reuses the device, it can cause severe infections apart from other complications.
- Re-sterile prohibited  
A device with broken sterile barrier may be non-sterile and it should not be re-sterilized. This may cause infection and other complications to the patient, if still used by the doctor/ hospital.
- Do not use after expiry date
- Do not use if it is considered that the products aseptic condition is spoiled by broken package

### Symbols and Explanations

Sl. No.	Symbol	Title of the symbol
1		European Conformity mark
2		Manufacturer
3		Authorized Representative in the European Community
4		Date of manufacture
5		Use-by date
6		Sterilized using Ethylene Oxide
7		Do not reuse
8		Do not re-sterilize
9		Batch code
10		Keep away from sunlight
11		Keep dry
12		Caution
13		Do not use if package is damaged and consult instructions for use
14		Medical Device



Advena Ltd. Tower Business Centre, 2nd Flr.,  
Tower Street, Swatar. BKR 4013 Malta.